



**Monitoring Report on Achieving the
College's ENDS:
GRADUATE SUCCESS**
September 2010






















Table of Contents

Background and Summary	3
Transfer Student Performance	5
Licensure Pass Rates	6
Graduate Survey	7
Employer Survey	8
Improvement Strategies	9

Background and Summary

- The College’s Graduate Success END, established by the OCCC Board of Regents, states:
-- **Our graduates succeed at four-year institutions and/or in their careers.**
- The number of degrees awarded and the number of graduates are critical outcomes for assessing the College’s programs and ensuring our community has an educated workforce.
- There are four core indicators (with several sub-indicators) used to measure graduate success in the College’s proposed FY 2009 Annual Plan. Based on the latest available information, performance on the targets is as follows:

Target	Performance	Trend
OCCC Transfer Grade Point Average (GPA) Vs. Transfer Institution Average GPA		
• Students who transfer to OU will have a grade point average equal to or better than the grade point average in that institution.	NA	NA
• Students who transfer to OSU will have a grade point average equal to or better than the grade point average in that institution.		
• Students who transfer to UCO will have a grade point average equal to or better than the grade point average in that institution.		
First Time Licensure Pass Rates (Health Professions)		
• The percentage of OCCC nursing graduates who are successful on their first licensure exams will be at or exceed the national average.		
• The percentage of OCCC Occupational Therapy Assistant graduates who are successful on their first licensure exams will be at or exceed the national average.		
• The percentage of OCCC Paramedic graduates who are successful on their first licensure exams will be at or exceed the national average.		
• The percentage of OCCC Physical Therapist Assistant graduates who are successful on their first licensure exams will be at or exceed the national average.		
85% or higher satisfaction rating on graduation survey		
85% or higher satisfaction rating on employer survey		

¹ Performance indicators are as follows:  (green) denotes at or exceeding target,  (yellow) denotes slightly below target requiring monitoring,  (red) denotes significantly below target



Background and Summary Cont'd

- During the last several years, the college has demonstrated the following progress in addressing its Graduate Success END:
 - OCCC graduates were satisfied with their educational experience and preparation for careers and transfer institutions.
 - Area employers value their OCCC employees and would hire additional graduates from the College.
 - Of the 233 graduates who completed the survey, only seven had difficulties transferring their credit hours.
 - Physical Therapist Assistant licensure pass rates improved significantly from last year to exceed national pass rates.
- Areas for improvement include the following:
 - Occupational Therapy Assistant licensure pass rates declined from last year and fell below the national pass rates.
 - Of several key skills rated by employers, the widest negative gap between OCCC graduates' level of performance and importance was for critical thinking skills, though the gap narrowed from the previous year.

Transfer Student Performance

Target: Students who transfer to OU, OSU, or UCO will have a grade point average equal to or better than the grade point average in that institution.

- OCCC transfer students had higher grade point averages than native students at OSU, but were slightly lower at UCO. OU data were not available at the time of publication.

Transfer Student Performance

Type of Student	2007 GPA	2008 GPA	2009 GPA	2010 GPA
UCO				
OCCC Transfer	2.85	3.02	2.95	2.86
All Undergraduates	2.77	2.87	2.89	2.89
OSU				
OCCC Transfer	3.00	3.01	3.03	3.09
All Undergraduates	2.90	2.92	2.92	2.95
OU*				
OCCC Transfer	2.77	NA	NA	NA
All Undergraduates	3.08	NA	NA	NA

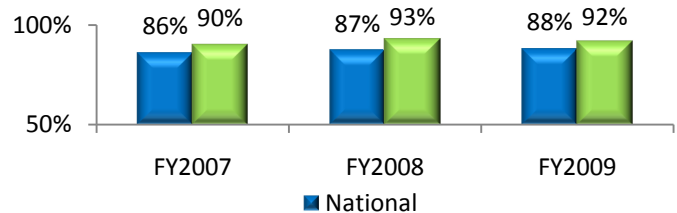
*Source: UCO, OSU and OU (*Data from OU not available at publication)*

Licensure Pass Rates

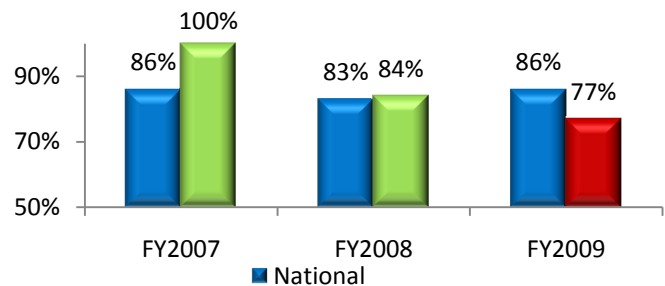
Target: The first time licensure pass rates of OCCC Health professions graduates will exceed the national averages.

- In 2008, first-time licensure pass rates exceeded national pass rates in three out of four Health Profession programs.
- Success rates of nursing graduates remained above the national rate for the past several years.
- Occupational therapy assistant rates decreased this past year, probably because a large number of graduates did not take the licensure exam immediately following graduation. Faculty has since placed a greater emphasis on encouraging graduates to complete the exam immediately after graduation.
- Paramedic graduates' licensure pass rate of 88% in FY2009 was significantly above the national pass rate of 70%.
- Physical therapist assistant pass rates increased from 60% in FY2008 to 85% in FY2009.

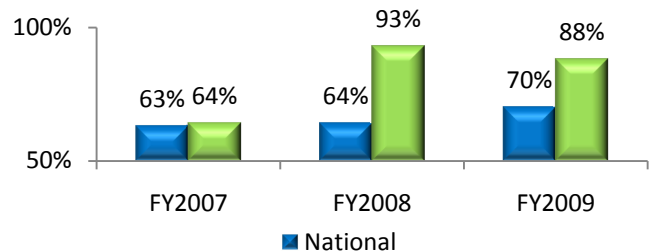
Nursing First-time Licensure Pass Rates



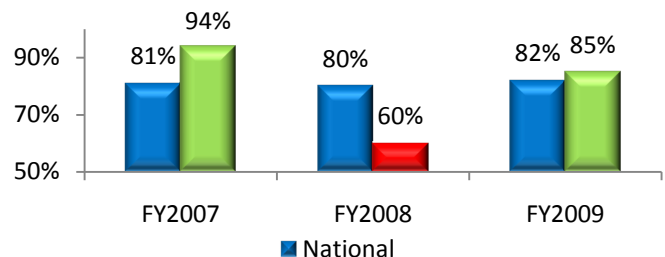
Occupational Therapy Assistant First-time Licensure Pass Rates



Paramedic First-time Licensure Pass Rates



Physical Therapist Assistant First-time Licensure Pass Rates



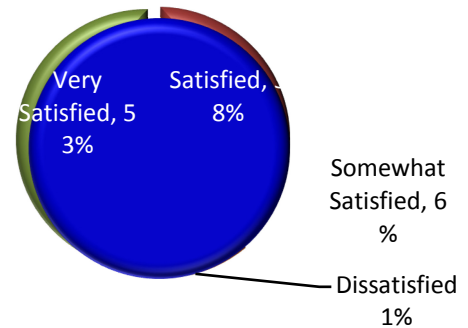
Source: Office of Institutional Effectiveness

Graduate Survey

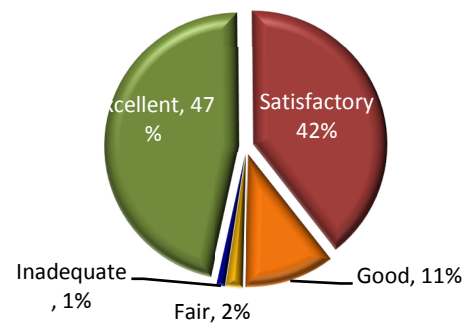
Target: 85% or higher satisfaction rating on a graduation survey.

- 91% checked very satisfied or somewhat satisfied with their college education.
- Some of the findings included:
 - The percentage of respondents increased from 37% to 45%.
 - 86% met their intended goal.
 - 98% would recommend OCCC to a friend.
- 79% percent of the AA/AS degree graduates continued their education. The top four transfer colleges were UCO, OU, OCU, and OSU. Only three graduates reported having difficulty transferring their credits.
- 89% percent of the AA/AS degree graduates reported their preparation for continuing their educations was either excellent or satisfactory.
- 91% percent of the AAS/Certificate graduates were employed with 88.0% working in a job related to their educational training at OCCC.
- 96% percent of the AAS/Certificate graduates rated the preparation they received at OCCC as useful in performing their job.

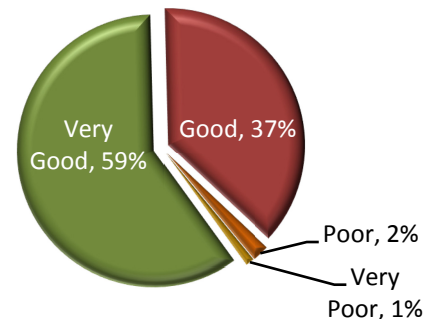
Overall Satisfaction N= 558



AA/AS Degree Level of Preparation for Continuing Education (N=232)



AAS/Certificate Level of Usefulness (N=209)



Source: OCCC Office of Institutional Effectiveness

Employer Survey






Target: 85% or higher satisfaction on employer survey.

- Highlights from the Employer Survey:
 - 100% reported their OCCC graduate employees' skills were good or excellent.
 - Ninety-six percent would hire another graduate.
 - One hundred percent of the employers responding to the five year survey also said graduate skills were good or excellent.
 - One hundred percent would hire another OCCC graduate.

Employer Level of Satisfaction with 2009 Graduates (N=20)



- Most of the top employers of OCCC graduates who responded to the survey were health-care providers.

Employer	OCCC Graduates
 OU Medical Center	21
 Integris Hospitals	8
 Norman Regional Hospital	7
 St. Anthony's Hospital	7
 Tinker AFB	4

NOTE: 84 other employers responded



Improvement Strategies

Source: OCCC Office of Institutional Effectiveness

Last Year

- The Physical Therapist Assistant program faculty has made several curricular changes to better align the program with the national licensure exam. Physical Therapy Assistant graduates increased their first-time pass rates and exceeded the national average pass rates.
- Staff will work with the Oklahoma State Regents of Higher Education (OSRHE) to obtain unit record data on our transfer graduates, so we can tailor intervention strategies on our END. Data from OSRHE staff is expected this fall.

Currently

- The Occupational Therapy Assistant program faculty has made changes to their curriculum to encourage students to study for the exam and to complete the exam shortly after graduating.
- A transfer graduation report for all public colleges will be completed in the next six weeks.